

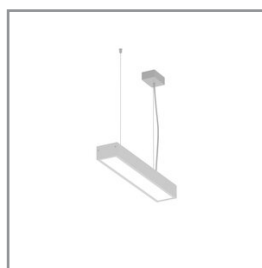




Geometric Line



A family of LED luminaires in the shape of a line. Thanks to their modern and universal shape, GEOMETRIC LINE LED luminaires can be used in any type of space inside a building. Inline installation and connection with GEOMETRIC ARC LED is possible.



Light Data

Luminaire luminous flux	1990 - 10270 lm
Luminous efficacy	83 - 113 lm/W
Color rendering index	80, 90
MacAdam	SDCM 3
Lifetime L80B10 @25°C	100000 h
Colour temperature	3000K, 4000K

Electrical Data

Light source	LED
Luminaire power	24 - 92 W
Type of equipment	AC
Voltage rating	220 - 240 V
Power factor	0.96
Type of driver	DALI, ON/OFF
Emergency module	Optional
Motion sensor	Optional

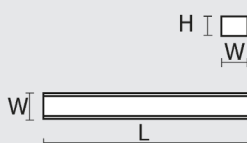
Mechanical Data

Type of installation	Suspended
Housing material	Aluminum
Designed for light-line	Yes

Information Data

Net weight	1.9 - 5.9 kg
Colour	Black, Grey, White
Operating temperature	-15°C to + 40°C

Dimensions

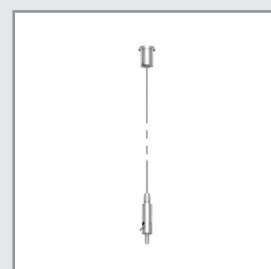


L (mm)	W (mm)	H (mm)
545	100	62
1085	100	62
1625	100	62
2170	100	62


Optical Data

Reflector	MPRM, OPAL
UGR	23

Accessories



Simple suspension



Electrical suspension

