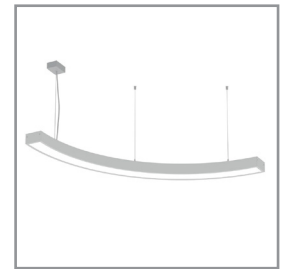
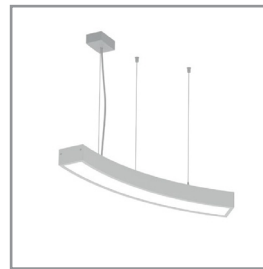




Geometric Arc



A family of LED luminaires in the shape of a half-circle. Thanks to their modern and universal shape, GEOMETRIC ARC LED luminaires can be used in any type of space inside a building. Inline installation and connection with GEOMETRIC LINE LED is possible.



Light Data

Luminaire luminous flux	1990 - 10270 lm
Luminous efficacy	83 - 113 lm/W
Color rendering index	80, 90
MacAdam	SDCM 3
Lifetime L80B10 @25°C	100000 h
Colour temperature	3000K, 4000K

Electrical Data

Light source	LED
Luminaire power	24 - 92 W
Type of equipment	AC
Voltage rating	220 - 240 V
Power factor	0.96
Type of driver	DALI, ON/OFF
Emergency module	Optional
Motion sensor	Optional

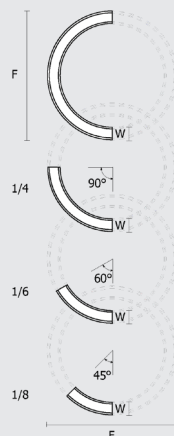
Mechanical Data

Type of installation	Suspended
Housing material	Aluminum
Designed for light-line	Yes

Information Data

Net weight	1.5 - 5.5 kg
Colour	Black, Grey, White
Operating temperature	-15°C to + 40°C

Dimensions




L (mm)	W (mm)	H (mm)
585	65	65
875	65	65
1165	65	65
1455	65	65
1745	65	65
2035	65	65


Optical Data

Reflector	MPRM, OPAL
UGR	23

Accessories




Simple suspension



Electrical suspension



Unlimited possibilities



The only limit is the idea - everything else, we build together.

