

# Weiro G

Robust and adaptable bollard light designed for long-term outdoor performance.

## Key features

- The cover is made from die-cast aluminum and the body from extruded aluminum, with customizable height options to suit different environments
- Features an LED module protected by super tempered glass, with an adjustable lighting angle for precise illumination control
- The luminaire is coated with anti-UV pure polyester powder paint, ensuring corrosion resistance exceeding 1000 hours in salt spray testing
- Engineered for safety—maximum surface temperature of all touchable parts remains below 50°C during operation
- All external screws are made from 304 stainless steel. Optional base-embedded mounting accessories are also available

## Accessories




Expansion Bolts



Anchor Bolts



Terminal Box



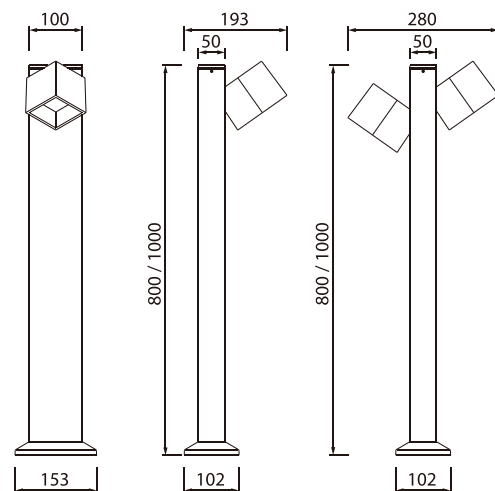


## More From Weiro Family

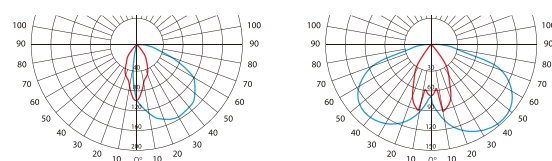


## Weiro W

## Dimensions



## Photometry



## Technical Data

Code	Power	Lumen	Input Voltage	Weight
<b>Weiro-G-LED-12-80</b>	12W	1300lm	100V-240V	2.4
<b>Weiro-G-LED-12-100</b>	12W	1300lm	100V-240V	2.6
<b>Weiro-G-LED-12-80-D</b>	18W	1300lm	100V-240V	3.0
<b>Weiro-G-LED-12-100-D</b>	18W	1300lm	100V-240V	3.2