

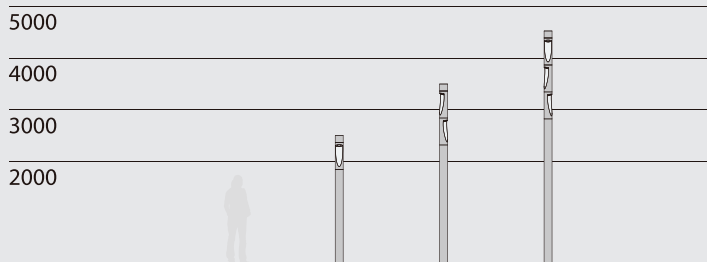


# Pointo

A classic design combined with versatile mounting options ensures seamless integration into any urban or industrial environment. The integrated smart control system delivers advanced lighting management and optimized energy efficiency, with full compatibility for remote monitoring

## Key features


- The cover is made from die-cast aluminum and the body from extruded aluminum, allowing for customizable heights
- Designed with an LED module and super tempered glass, providing a comfortable visual lighting effect
- Utilizes high-quality LED chips and a driver with 0-10V/DALI/programmed options, along with surge protection up to 20KV
- The integrated LED module and electrical components are easy to install and replace
- The surface is coated with anti-ultraviolet pure polyester powder paint, providing corrosion resistance for over 1000 hours
- Complies with EN 62471:2008 standards, ensuring no photo-biological risks from infrared, blue light, or UV radiation
- Features smart street lighting control technology, compatible with remote management systems
- All external screws are made from 304 stainless steel, enhancing durability



## Accessories



Juntion Box

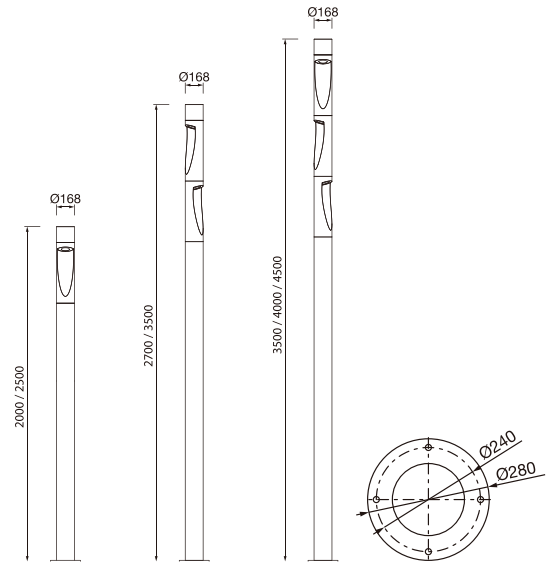


Anchor Bolts

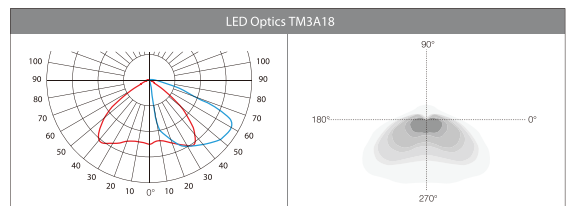




## Dimensions



## Photometry



## Technical Data

| Code                        | Power | LED Qty | Optics | Weight |
|-----------------------------|-------|---------|--------|--------|
| <b>Pointo-LED-40-200-A</b>  | 40W   | 18      | TM3A18 | 20.5   |
| <b>Pointo-LED-40-250-A</b>  | 40W   | 18      | TM3A18 | 25.5   |
| <b>Pointo-LED-80-270-B</b>  | 80W   | 36      | TM3A18 | 27     |
| <b>Pointo-LED-80-350-B</b>  | 80W   | 36      | TM3A18 | 21     |
| <b>Pointo-LED-120-350-C</b> | 120W  | 54      | TM3A18 | 22     |
| <b>Pointo-LED-120-400-C</b> | 120W  | 54      | TM3A18 | 25.5   |
| <b>Pointo-LED-120-400-C</b> | 120W  | 54      | TM3A18 | 24     |