



Indigo

Durable inground LED light with stainless steel trim and tempered glass, ideal for outdoor pathways and architectural accents.

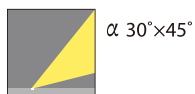
Key features

- Constructed with type 304 stainless steel for the housing and installation components, combined with a pure aluminum fixture for enhanced durability.
- Features 10 mm clear tempered glass, capable of withstanding a static load of 2000kg.
- Designed with high-performance optics and an anti-glare system for optimal lighting.
- Snap-in installation without exposed hardware, allowing for continuous runs of standard lengths.
- Equipped with oil and water resistance, ensuring safety and reliability.
- The maximum surface temperature of all contact points is below 50 °C for enhanced safety.
- All external screws are made from 304 stainless steel.
- Meets the technical characteristics as per EN 60598-1 standards.

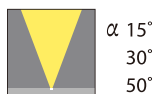
Photometry



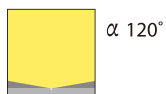
Wall washer
M-215A



Beam lens
M-215B

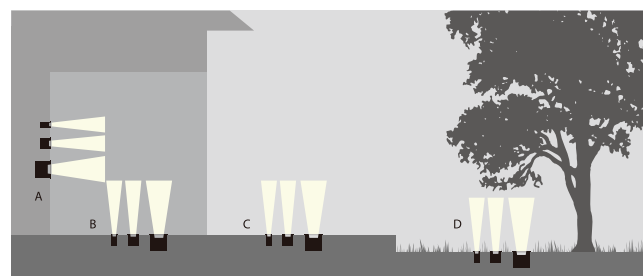


Diffuser optic
M-215C




Installation

Installation can be done on floors, walls, or ground, offering versatile applications for a cohesive and continuous design.

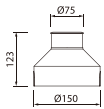


A Wall B Indoor floor C Outdoor floor D Ground



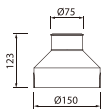
Dimensions and Technical Data

Indigo A



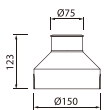
Code	Power	LED Qty	Control Options	Input Voltage	Optics	Weight
Indigo-LED-6-A	6W	1	Switch	DC 24V	30° 45° Tilt 15°	7.2

Indigo B



Code	Power	LED Qty	Control Options	Input Voltage	Optics	Weight
Indigo-LED-6-B	6W	1	Switch	DC 24V	15°/30°/50°	7.2

Indigo C



Code	Power	LED Qty	Control Options	Input Voltage	Optics	Weight
Indigo-LED-4-C	4W	1	Switch	DC 24V	120°	7.2

